



---

Report Comments

## Midterm Post Pilot Faculty Survey Recap

### Description of Pilot

- Participants - 49 instructors with a total of 65 classes
- Survey details
  - Students had one week to complete surveys
  - Five questions were automatically applied to surveys. Custom questions were added to 29 surveys.
- There was a 41% response rate

**Faculty Feedback** - A post pilot survey was sent to all faculty participants, thirty-three faculty responded.

- 95% of faculty responded that instructions documents were clear
- Compared to other survey tools used by faculty in the past:
  - 44% thought the OMET process had the same level of difficulty
  - 39% thought the OMET process was easier to use
- 85% of faculty responded that they encouraged students to complete the survey by:
  - Talking about it in class
  - Posting announcements in CourseWeb/Canvas
  - Sending a personal email
- 97% of faculty thought reports were easy to interpret

### What did instructors do with the results?

- 58% of faculty discussed the results with students
- Other groups faculty discussed their results with:
  - Colleague
  - Mentor
  - Teaching Center Consultant
  - Supervisor
  - TA's
- 88 % of faculty made changes to the course based on feedback

### Using Midterm Surveys in the Future

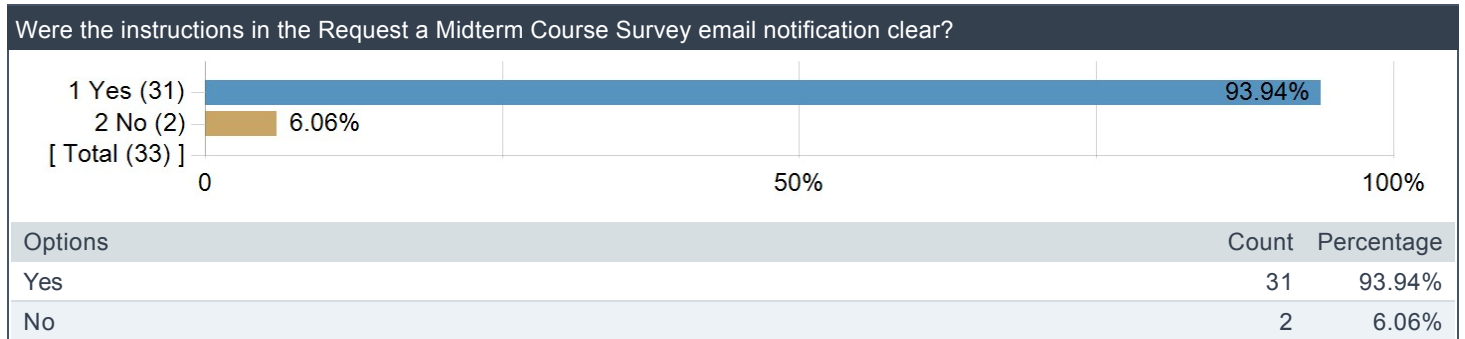
- 55% of faculty responded that they have administered midterm surveys in the past
- 97% of faculty responded that they will administer midterm surveys in the future
  - 91% are likely to use the OMET process

### Future Planning

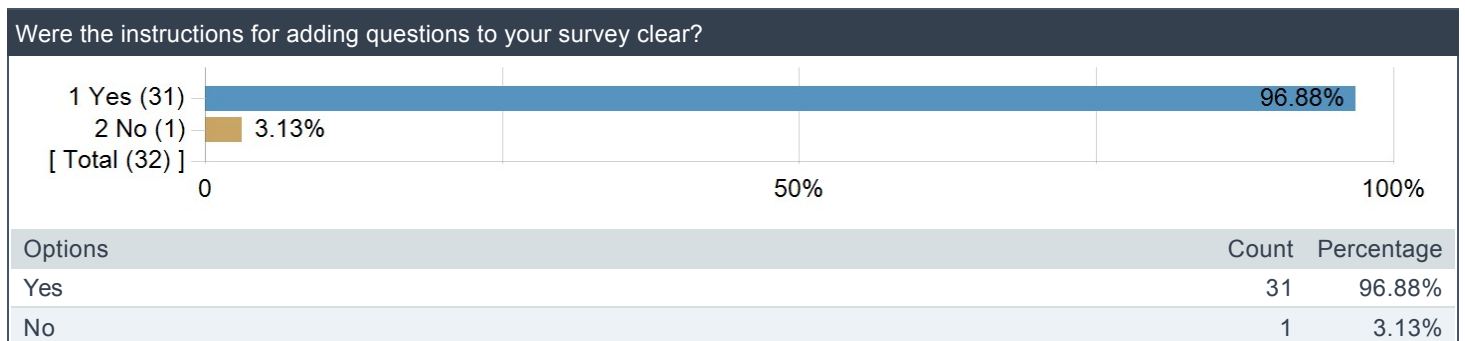
- OMET will send a follow up survey to participants after end-of-term survey results are released to gather additional information
- Beginning spring 2020, the option to request an OMET administered Midterm Course Survey will be open to all university faculty

## Report Details

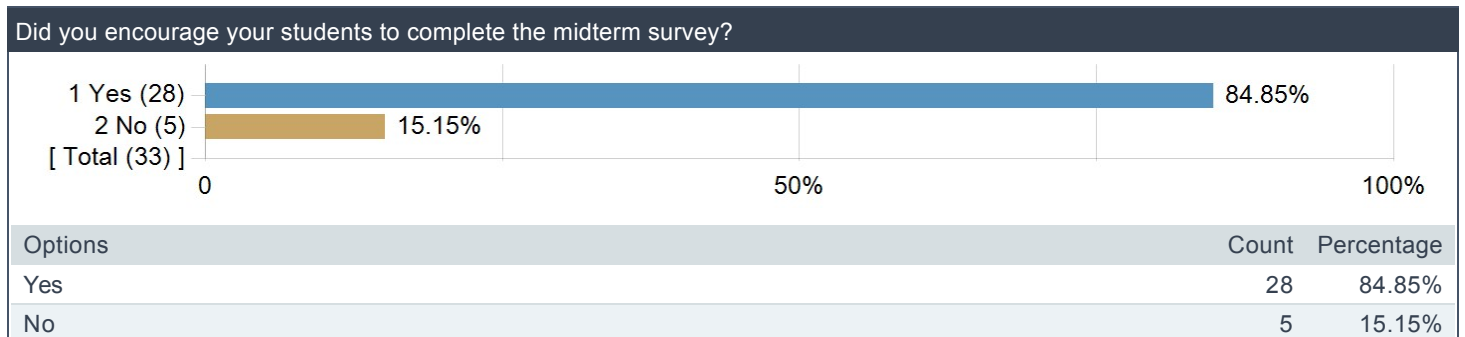
### Were the instructions in the Request a Midterm Course Survey email notification clear?



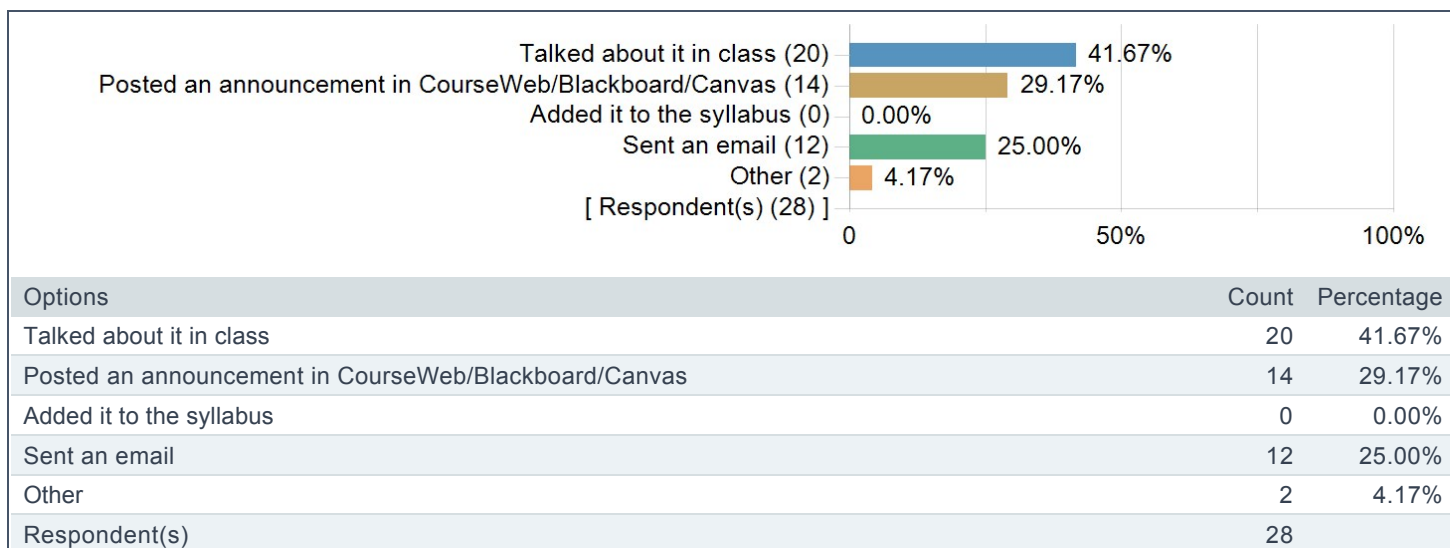
### Were the instructions for adding questions to your survey clear?



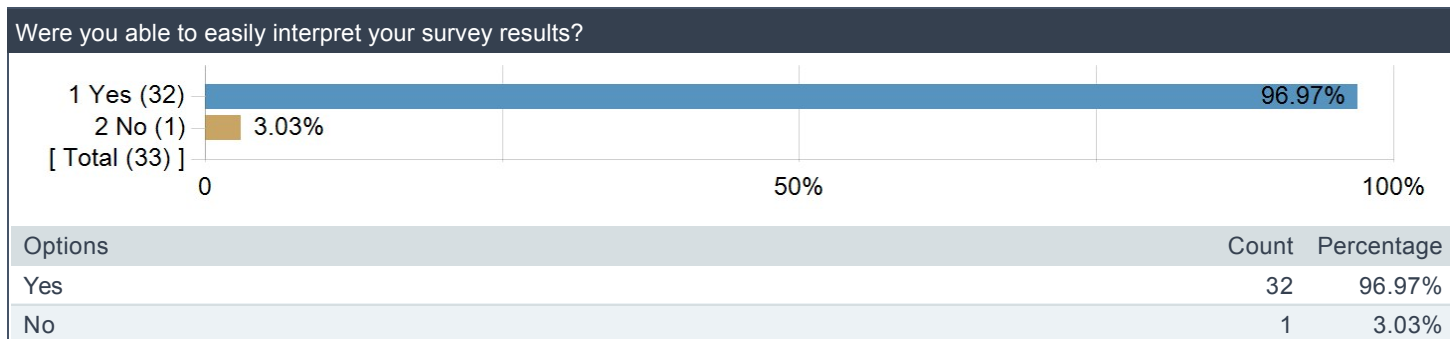
### Did you encourage your students to complete the midterm survey?



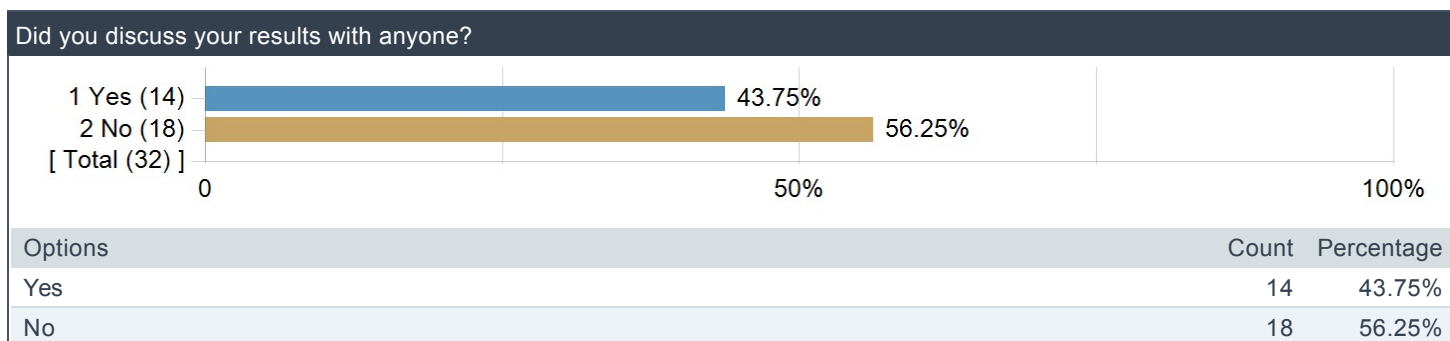
**How did you encourage your students to complete the midterm survey? (choose all that apply)**



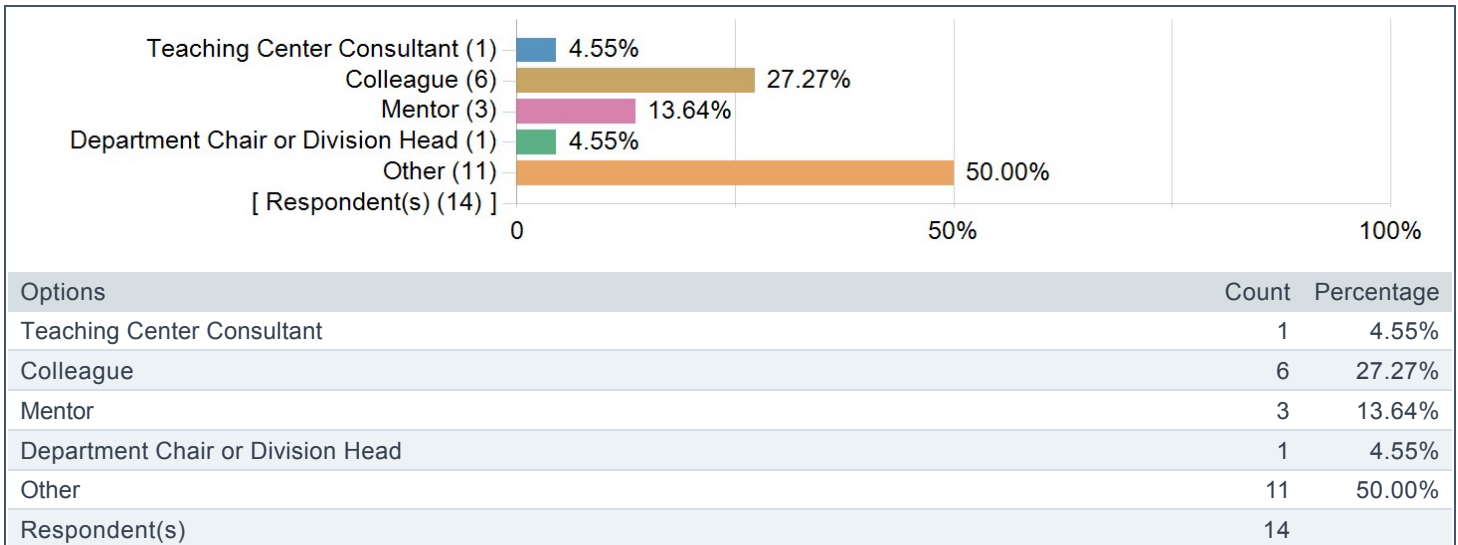
**Were you able to easily interpret your survey results?**



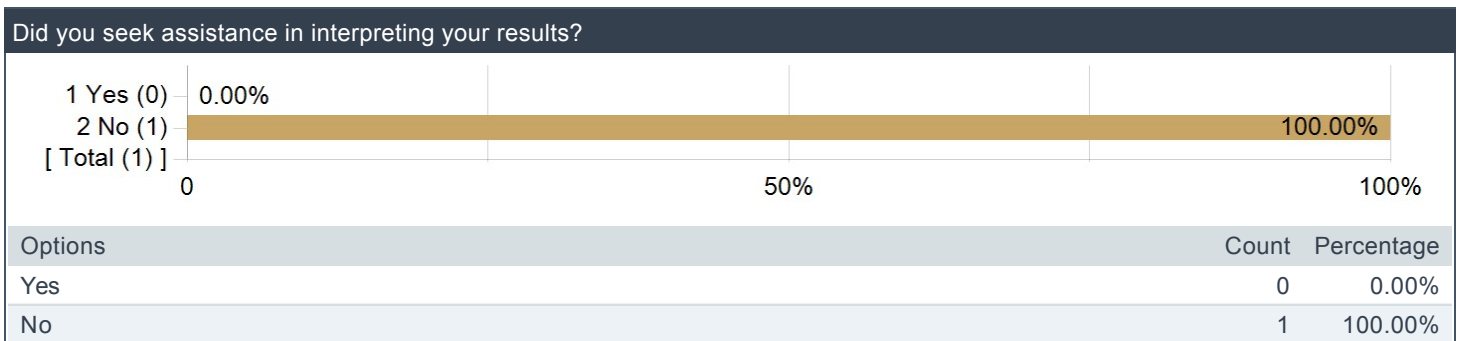
**Did you discuss your results with anyone?**



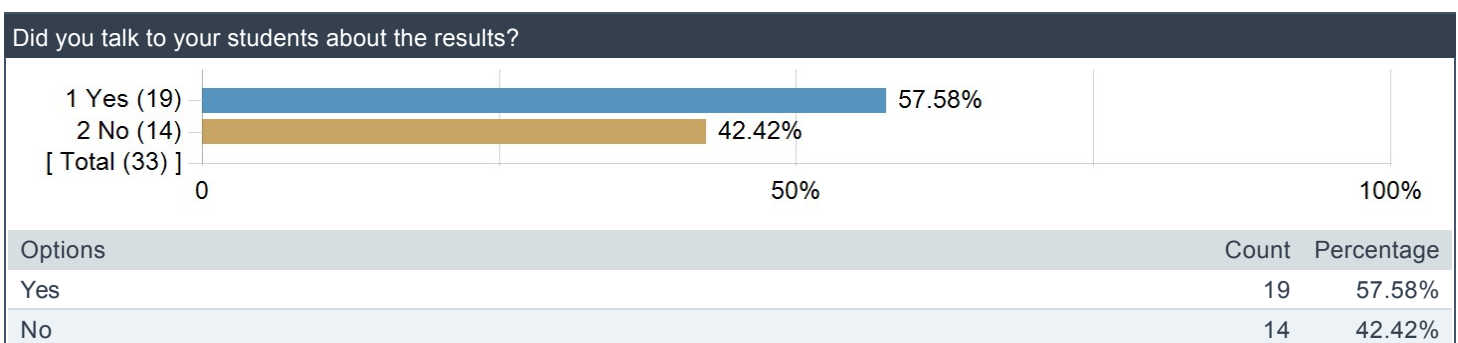
**Who did you discuss your results with? (check all that apply)**



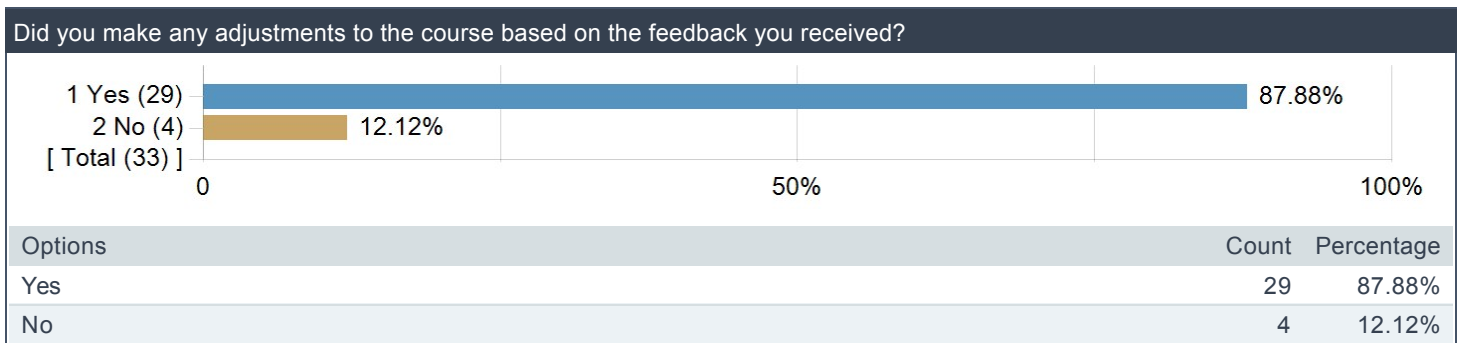
**Did you seek assistance in interpreting your results?**



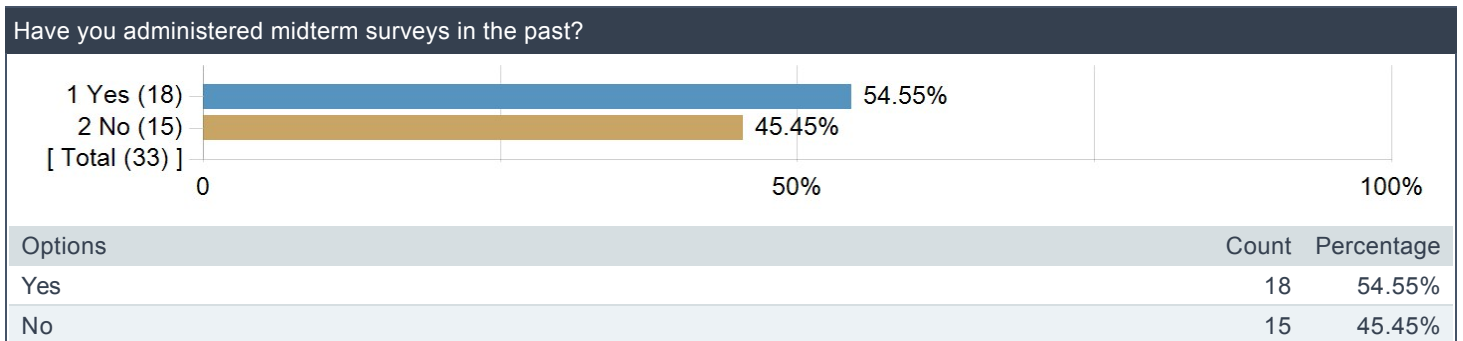
**Did you talk to your students about the results?**



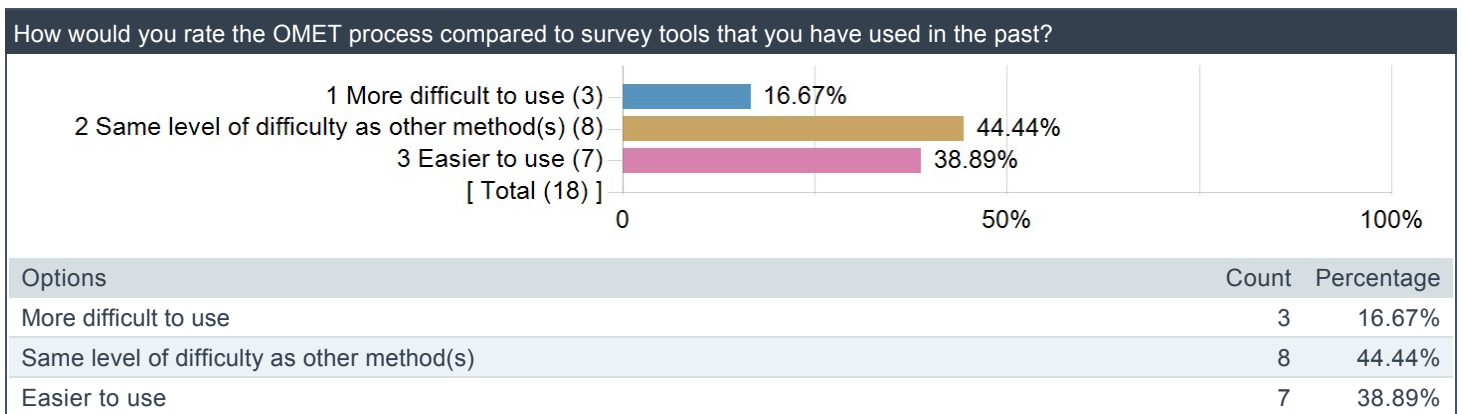
## Did you make any adjustments to the course based on the feedback you received?



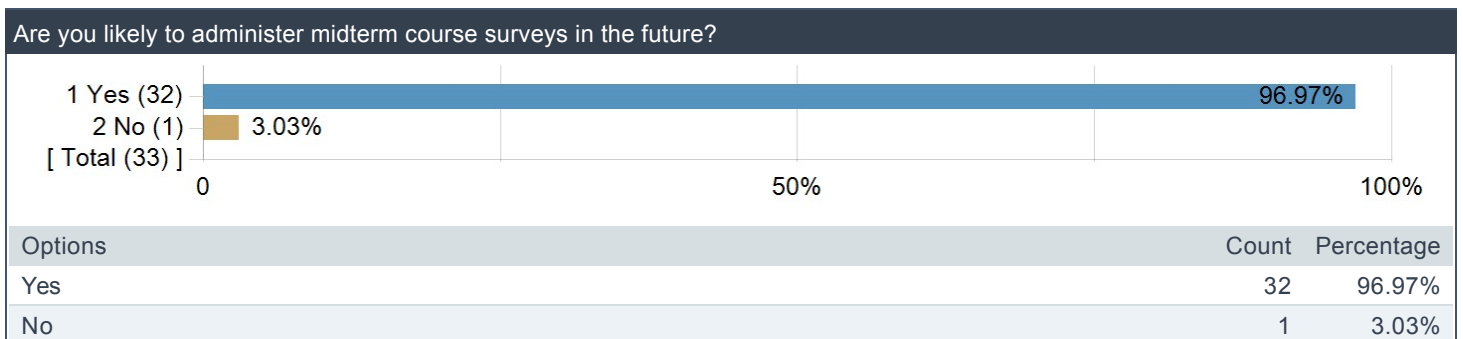
## Have you administered midterm surveys in the past?



## How would you rate the OMET process compared to survey tools that you have used in the past?



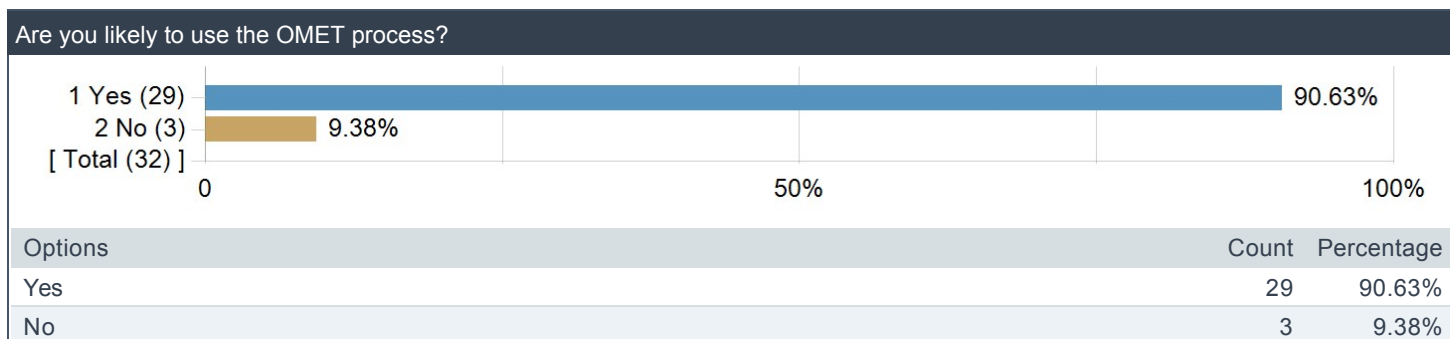
## Are you likely to administer midterm course surveys in the future?



## Why not?

| Comments     |
|--------------|
| Not Answered |

## Are you likely to use the OMET process?

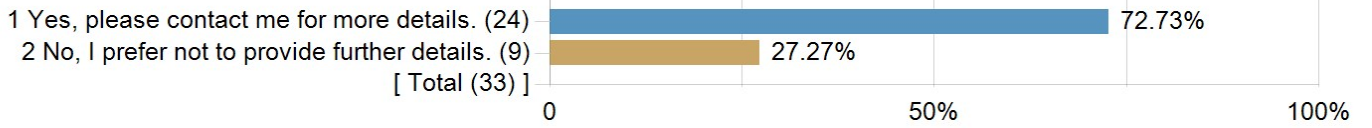


## Would you be willing to provide a short quote to be shared with other Pitt instructors explaining why you think Midterm surveys are important and why you found the OMET process an effective way to administer them?

| Survey Group  |
|---|
| The Midterm survey helped me get a sense of what works and what doesn't. I have a chance to make changes. It also gave me a chance to learn their concerns and what makes them anxious and how I might be able to overcome those anxieties.   |
| It gives me a lot of in depth information about my students' self-perception in this class and helps me reconsider the remainder of the semester.   |
| This was an easy way to check-in with the students and get feedback on how the class is going so far.   |
| It was nice to be able to adjust things for the current students rather than a future group that might not feel the same way about how the course is going.   |
| Midterm surveys allow instructors to adjust their teaching style best serve the current students, as opposed to get the end-of-term feedback after the term is over.  |
| I appreciated learning about teaching strategies that were effective for students and opportunities to enhance their understanding — especially about the expectations for assignments.   |
| Midterm surveys offered me a good way to get feedback on a particular way I was teaching. I wanted to see if it was worth the time I was expending to continue to create handouts for the students to download and print on their own. 100% of those who responded indicated that they appreciated the handouts, even though they have to print them themselves. This was useful to know.   |
| Midterm surveys provide an opportunity for students and instructors to discuss how the course is progressing. This may lead to adjustments that make the course more effective.   |
| Completing mid-term evaluations through the university system may prepare students for the final OMET evaluations, especially the freshmen students.  |
| The OMET process made it easier to read open responses to questions, giving me a better sense of how the students view the course.  |
| Students appreciate knowing that you are listening to them. And it helps to reveal misconceptions that you have as an instructor. You may think that you are reaching everyone, but the surveys will show whether the students believe that or not.   |
| Help identify early problems.   |
| They provide a barometer to help you gauge how the semester is progressing.   |
| ---   |
| Midterm surveys are very useful in gaging where the engineering students stand and make appropriate adjustments, if at all possible.  |
| I wanted to know what they found helped them to learn the best, this way I could make change. But, I wish I could have sorted these results into two groups: "I am passing this class" and "I am failing this class" The information was helpful, but I still didn't know what things were working for which student. On some previous research of mine, I found that the self reported grade was the most indicative of future success. If I could sort comments, I could better see what is working for whom. |

**May we contact you after the term is over and you've received your end-of-year Teaching Survey results?**

May we contact you after the term is over and you've received your end-of-year Teaching Survey results?



| Options                                      | Count | Percentage |
|--|-------|------------|
| Yes, please contact me for more details.     | 24    | 72.73%     |
| No, I prefer not to provide further details. | 9     | 27.27%     |