



CRAFT YOUR OWN INSTRUCTIONAL VIDEOS IN 5 EASY STEPS



1 PLAN AHEAD



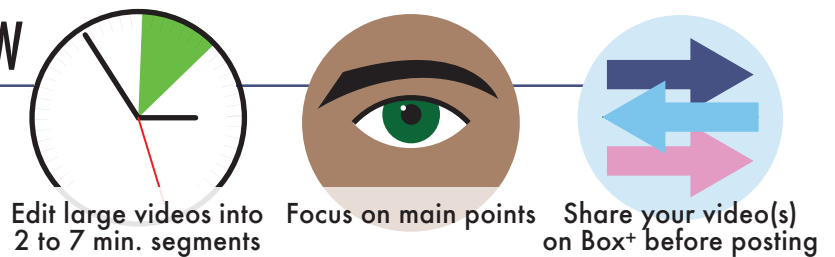
2 SCRIPT/PRE-PRODUCTION



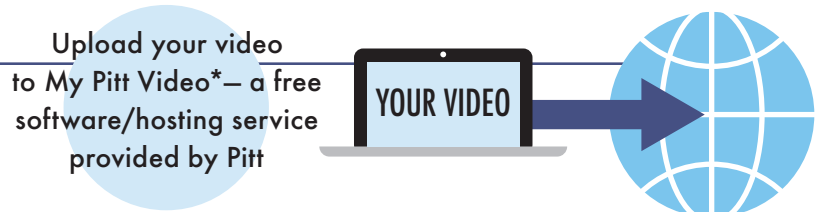
3 LIGHTS! CAMERA! ACTION!



4 EDIT, REVIEW, & PREVIEW



5 POST TO HOST



References and Recommended Resources

ETC Staff (2014) **Guidelines for Creating Instructional Recordings:** etskb-fac.cidde.pitt.edu/panopto/guidelines-for-creating-instructional-recordings

Brian Sutter (2014). **6 Steps to Creating Instructional and How-To Videos:** waspsbarcode.com/buzz/6-steps-to-teaching-with-video

Marie Norman, PhD (2017). **Extending the Shelf-Life of Your Instructional Videos: Six Common Pitfalls to Avoid:**

facultyfocus.com/articles/teaching-with-technology-articles/extending-shelf-life-instructional-videos-six-common-pitfalls-avoid

+ pitt.box.com

* To log in to My Pitt Video, visit My Pitt (my.pitt.edu), click My Resources, select My Pitt Video, and click the My Pitt Video link on the right-hand side of the page